

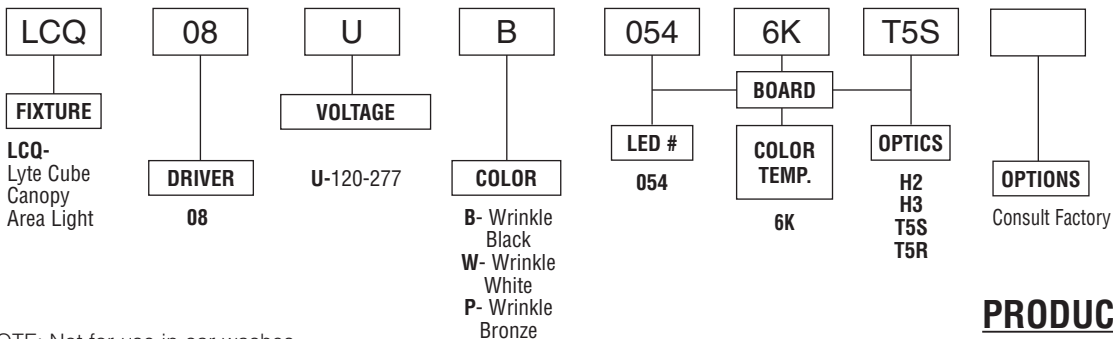
LCQ Lyte Cube

Featuring Philips LifeLED™ Technology

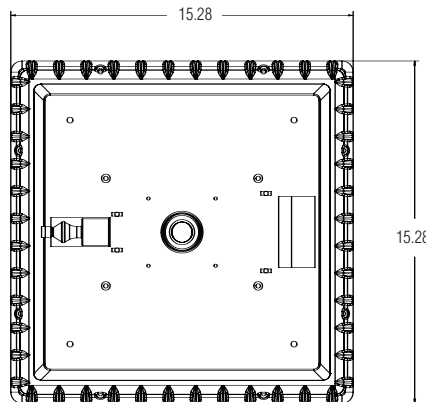
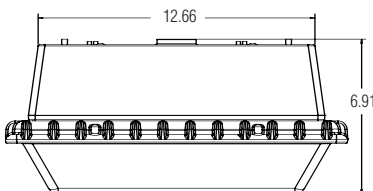


ORDERING INFORMATION

Catalog Number: Example: LCQ08UB0546KT5S



NOTE: Not for use in car washes.



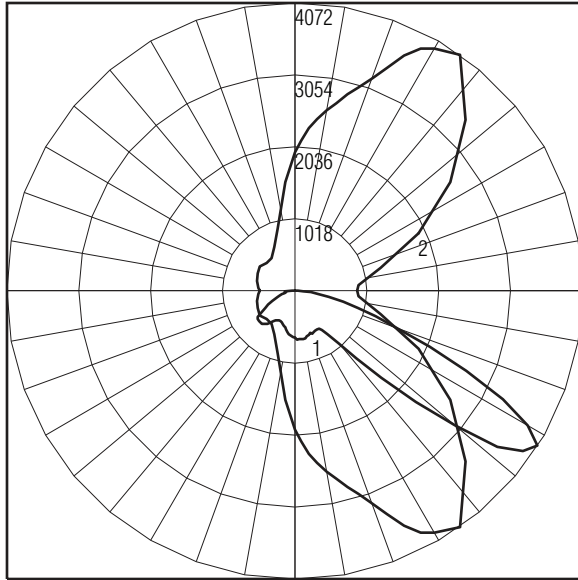
PRODUCT SPECIFICATIONS

- LCQ Canopy/Area lights are recommended for ceiling or canopy mounted installations where heights do not exceed 15 feet. Typical areas include parking garages, strip shopping mall walkways, maintenance areas, industrial corridors, low ceiling warehouses, freezers, storage areas and walk-up windows.
- Functions in environments with temperatures that range from -30°C to 40°C.
- Precision die-cast aluminum housing, finished in Duraplex II wrinkle bronze polyester, acts as a heat sink for maximum heat dissipation.
- Quick-mount plate permits easy mounting over most steel or aluminum recessed boxes, pendant or ceiling mounting.
- Electronic Class II LED driver accepts 120-277v, 50/60hz input (constant current).
- High-output LEDs.
- Individual precision optics collect and redirect light to optimize performance.
- Patented LifeLED™ Optical System individually controls the placement of light in the target area minimizing glare.
- LEDs have an average rated life of 60,000 hours.
- Fixture hinges on mounting plate allowing both hands free for wiring.
- Polycarbonate lens.



UL Wet Location Listed.
UL File Number: E86021

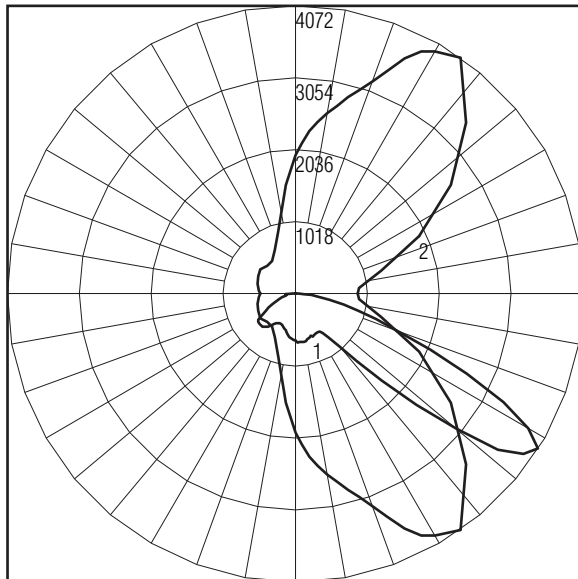
PHOTOMETRICS



SQUARE CANOPY LIGHT - 54 LED BOARD - TYPE 2
 WITH TYPE 3 LED FREEFORM LENS OPTICS AND CLEAR PRISMATIC
 POLYCARBONATE DOME LENS
 54 WHITE LEDS. LUMEN OUTPUT = 4930 LMS.

Characteristics

| | |
|---|----------------------|
| IES Classification | Type II |
| Longitudinal Classification | Short |
| Cutoff Classification (deprecated) | Semi-Cutoff |
| Total Rated Lamp Lumens | 4930 |
| Maximum Candela | 4072 |
| Maximum Candela Angle | 55H 57.5V |
| Maximum Candela At 90 Degrees Vertical | 71 (1.4% Lamp Lms) |
| Maximum Candela from 80 to <90 Degrees Vertical | 760 (15.4% Lamp Lms) |
| Downward Total Efficiency | 99.7% |
| Total Luminaire Watts | 95 |
| Ballast Factor | 1.00 |



SQUARE CANOPY LIGHT - 54 LED BOARD - TYPE 3
 WITH INDIVIDUAL LED FREEFORM LENS OPTICS AND CLEAR PRISMATIC
 POLYCARBONATE DOME LENS
 54 WHITE LEDS. LUMEN OUTPUT = 4891 LMS.

Characteristics

| | |
|---|---------------------|
| IES Classification | Type III |
| Longitudinal Classification | Short |
| Cutoff Classification (deprecated) | Cutoff |
| Total Rated Lamp Lumens | 4891 |
| Maximum Candela | 1984 |
| Maximum Candela Angle | 45H 62.5V |
| Maximum Candela At 90 Degrees Vertical | 37 (0.8% Lamp Lms) |
| Maximum Candela from 80 to <90 Degrees Vertical | 325 (6.6% Lamp Lms) |
| Downward Total Efficiency | 99.4% |
| Total Luminaire Watts | 94 |
| Ballast Factor | 1.00 |